



e Sono

A BREAKTHROUGH IN ULTRASOUND SIMULATION

e Sono is a revolutionary cloud-based SaaS ultrasound simulator, allowing medical and sonography students and clinicians of all levels of experience to learn and further improve their ultrasound skills on any device from anywhere with an internet connection.

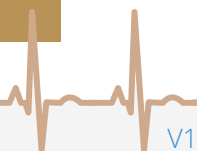


Benefits for Educators

- + Work with a growing library of 300 hundred exercises
- + Includes pathology ultrasound scans
- + Give the students flexibility of when and how to learn
- + Offer engaging digital training to complement lab time
- + Save evaluation time with automated objective assessment
- + Accommodate learners of different levels in one single solution
- + Ability to create your own content

Benefits for Learners

- + Navigate through real ultrasound volumes as if you were with the patient
- + Prep yourself on specific content before class
- + Receive immediate feedback on each exercise
- + Practice probe positioning and learn hand-eye coordination
- + Learn anywhere, anytime, and improve your skills outside the lab



Create content from an extensive library and easily share it with learners

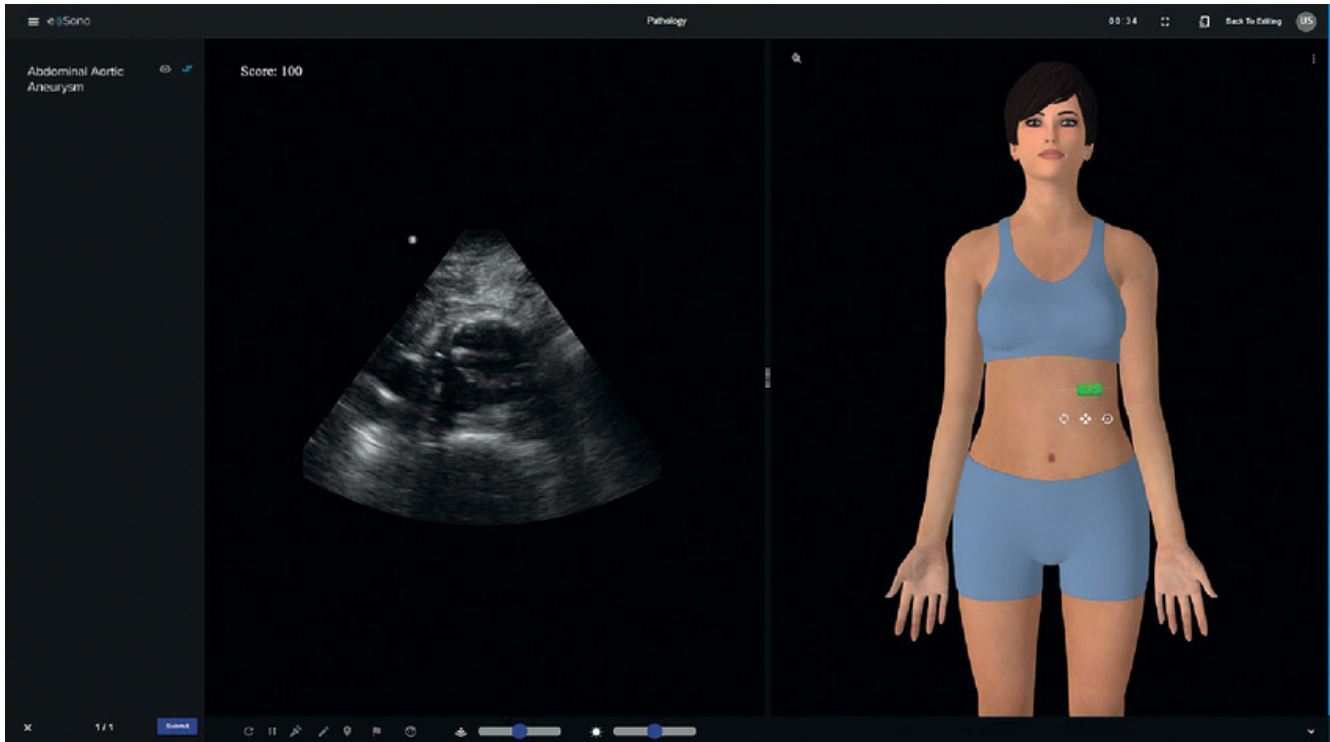
e Sono comes with a large library of ultrasound skill exercises and courses using 2D, 3D and 4D scan volumes. Instructors can modify or create their own courses based on specific learning outcomes, and easily scale it from 10 to 1000's users with no special location or equipment needed.

Upload additional content to enrich learners experience

Clinicians can also upload their own proprietary scan data from any ultrasound device to create unique and customized teaching content in minutes. Define exercise parameters and e Sono will give you an objective assessment of the student's skills, saving you hours of time as an examiner.

Get the most of your training with real ultrasound scans and visualization tools

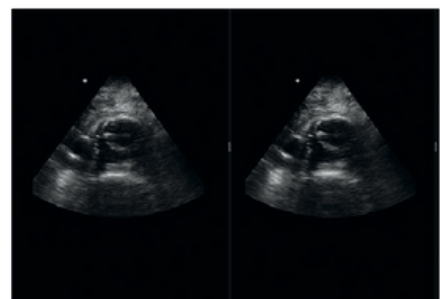
Explore the world of clinical ultrasound training with e Sono! Using your own cellphone as a virtual probe, with no additional software necessary, to navigate through the ultrasound volumes.



Probe control
Learn how to get the right image with the digital probe



Calipers
Measure and annotate your image



Immediate feedback
Allow learners to compare their images with the Expert View

09/2023 9001317

Discover the future of ultrasound training.
Curious to see e Sono in action? Scan the QR code now!

